













■ completed
 ■ topped out
 ■ construction
 ■ on hold
 ■ never completed
 ■ proposed
 ■ vision
 ■ demolished

#	Building Name	City	Meters	Feet	Fl.	Year	Material	Use
1.	■ Kingdom Tower	Jeddah (SA)	1,000	3,281	167	2019	concrete	office / hotel / residential
2.	■ Burj Khalifa	Dubai (AE)	828	2,717	163	2010	steel / concrete	hotel / residential / office
3.	■ Ping An Finance Center	Shenzhen (CN)	660	2,165	115	2016	composite	office
4.	■ Wuhan Greenland Center	Wuhan (CN)	636	2,087	125	2017	composite	office / residential / hotel
5.	■ Shanghai Tower	Shanghai (CN)	632	2,073	128	2015	composite	office / hotel
6.	■ Makkah Royal Clock Tower Hotel	Mecca (SA)	601	1,972	120	2012	steel / concrete	multiple / hotel / other
7.	■ Goldin Finance 117	Tianjin (CN)	597	1,957	128	2016	composite	office / hotel
8.	■ Lotte World Tower	Seoul (KR)	555	1,819	123	2016	composite	office / hotel
9.	■ One World Trade Center	New York City (US)	541	1,776	94	2014	composite	office
10.	■ The CTF Guangzhou	Guangzhou (CN)	530	1,739	111	2017	composite	office / residential / hotel
10.	■ Tianjin Chow Tai Fook Binhai Center	Tianjin (CN)	530	1,739	97	2017	composite	office / hotel / residential
12.	■ Zhongguo Zun	Beijing (CN)	528	1,732	108	2018	composite	office
13.	■ Taipei 101	Taipei (TW)	508	1,667	101	2004	composite	office
14.	■ Shanghai World Financial Center	Shanghai (CN)	492	1,614	101	2008	composite	office / hotel
15.	■ International Commerce Centre	Hong Kong (CN)	484	1,588	108	2010	composite	office / hotel
16.	■ International Commerce Center 1	Chongqing (CN)	468	1,535	99	2017	composite	office / hotel
16.	■ Guangdong Building	Tianjin (CN)	468	1,535	91	2017	composite	office / hotel / residential
18.	■ Lakhta Center	St. Petersburg (RU)	463	1,517	86	2018	composite	office
19.	■ Riverview Plaza A1	Wuhan (CN)	460	1,509	82	2016	/	office / hotel
20.	■ The Wharf IFS	Suzhou (CN)	452	1,483	92	2016	composite	office / hotel / residential
20.	■ Changsha IFS Tower T1	Changsha (CN)	452	1,483	88	2016	composite	office / residential
22.	■ Petronas Tower 1	Kuala Lumpur (MY)	452	1,483	88	1998	composite	office
22.	■ Petronas Tower 2	Kuala Lumpur (MY)	452	1,483	88	1998	composite	office
24.	■ Zifeng Tower	Nanjing (CN)	450	1,476	66	2010	composite	office / hotel
25.	■ Willis Tower	Chicago (US)	442	1,451	108	1974	steel	office
26.	■ World One	Mumbai (IN)	442	1,450	117	2015	composite	residential
27.	■ KK100	Shenzhen (CN)	442	1,449	100	2011	composite	office / hotel
28.	■ Guangzhou International Finance Center	Guangzhou (CN)	439	1,439	103	2010	composite	office / hotel
29.	■ Wuhan Center	Wuhan (CN)	438	1,437	88	2015	composite	office / residential / hotel
30.	■ Dream Dubai Marina	Dubai (AE)	432	1,417	101	2014	concrete	hotel / serviced apartments
30.	■ Diamond Tower	Jeddah (SA)	432	1,417	93	2017	/	residential
32.	■ 432 Park Avenue	New York City (US)	426	1,397	85	2015	concrete	residential
33.	■ Trump International Hotel & Tower	Chicago (US)	423	1,389	98	2009	concrete	hotel / residential
34.	■ Jin Mao Tower	Shanghai (CN)	421	1,380	88	1999	composite	office / hotel
35.	■ One World Trade Center	New York City (US)	417	1,368	110	1972	steel	office
36.	■ Two World Trade Center	New York City (US)	415	1,362	110	1973	steel	office
37.	■ Princess Tower	Dubai (AE)	413	1,356	101	2012	steel / concrete	residential
38.	■ Al Hamra Tower	Kuwait City (KW)	413	1,354	80	2011	concrete	office
39.	■ Two International Finance Centre	Hong Kong (CN)	412	1,352	88	2003	composite	office
40.	■ Huaguoyuan Tower 1	Guiyang (CN)	406	1,332	64	2017	composite	-
40.	■ Huaguoyuan Tower 2	Guiyang (CN)	406	1,332	64	2017	composite	-
42.	■ Nanjing Olympic Suning Tower	Nanjing (CN)	400	1,312	88	2017	steel / concrete	office / hotel / residential
42.	■ China Resources Headquarters	Shenzhen (CN)	400	1,312		2017	/	office
44.	■ 23 Marina	Dubai (AE)	393	1,289	90	2012	concrete	residential
45.	■ CITIC Plaza	Guangzhou (CN)	390	1,280	80	1996	concrete	office
46.	■ Logan Century Center 1	Nanning (CN)	386	1,266	82	2017	/	office / hotel
47.	■ Capital Market Authority Headquarters	Riyadh (SA)	385	1,263	77	2014	composite	office
48.	■ Shun Hing Square	Shenzhen (CN)	384	1,260	69	1996	composite	office
49.	■ Eton Place Dalian Tower 1	Dalian (CN)	383	1,257	80	2014	composite	office / hotel
50.	■ Abu Dhabi Plaza	Astana (KZ)	382	1,253	88	2017	/	residential
51.	■ World Trade Center Abu Dhabi - The Resid...	Abu Dhabi (AE)	381	1,251	88	2014	concrete	residential
52.	■ Empire State Building	New York City (US)	381	1,250	102	1931	steel	office
53.	■ Elite Residence	Dubai (AE)	380	1,248	87	2012	concrete	residential

54.		Gemdale Gangxia Tower 1	Shenzhen (CN)	380	1,247		2016	/	office / residential
55.		Central Plaza	Hong Kong (CN)	374	1,227	78	1992	concrete	office
56.		Oberoio Oasis Tower B	Mumbai (IN)	372	1,220	82	2016	concrete	residential
57.		The Address The BLVD	Dubai (AE)	370	1,214	72	2016	concrete	hotel / residential
58.		Golden Eagle Tiandi Tower A	Nanjing (CN)	368	1,208	76	-	/	office / hotel
59.		Bank of China Tower	Hong Kong (CN)	367	1,205	72	1990	composite	office
60.		Bank of America Tower	New York City (US)	366	1,200	55	2009	composite	office
61.		Dalian International Trade Center	Dalian (CN)	365	1,199	86	2015	composite	office / residential
62.		VietinBank Business Center Office Tower	Hanoi (VN)	363	1,191	68	2017	composite	office
63.		Federation Towers - Vostok Tower	Moscow (RU)	360	1,181	93	2016	concrete	office / hotel / residential
63.		Almas Tower	Dubai (AE)	360	1,181	68	2008	concrete	office
63.		The Pinnacle	Guangzhou (CN)	360	1,181	60	2012	concrete	office
66.		JW Marriott Marquis Hotel Dubai Tower 1	Dubai (AE)	355	1,166	82	2012	concrete	hotel
66.		JW Marriott Marquis Hotel Dubai Tower 2	Dubai (AE)	355	1,166	82	2013	concrete	hotel
68.		Emirates Tower One	Dubai (AE)	355	1,163	54	2000	composite	office
69.		Oko Tower 1	Moscow (RU)	352	1,155	85	2015	concrete	hotel / residential
70.		Forum 66 Tower 2	Shenyang (CN)	351	1,150	68	2015	composite	office
71.		Hanking Center	Shenzhen (CN)	350	1,148	65	2018	/	office
72.		J97	Changsha (CN)	349	1,146		2014	steel	-
73.		Tuntex Sky Tower	Kaohsiung (TW)	348	1,140	85	1997	composite	office / hotel
74.		Aon Center	Chicago (US)	346	1,136	83	1973	steel	office
75.		The Center	Hong Kong (CN)	346	1,135	73	1998	steel	office
76.		John Hancock Center	Chicago (US)	344	1,128	100	1969	steel	office / residential
77.		Four Seasons Place	Kuala Lumpur (MY)	343	1,124	65	2017	/	hotel / residential
78.		Ahmed Abdul Rahim Al Attar Tower	Dubai (AE)	342	1,122	76	2014	steel / concrete	residential
78.		ADNOC Headquarters	Abu Dhabi (AE)	342	1,122	76	2014	concrete	office
80.		Changsha IFS Tower T2	Changsha (CN)	340	1,115		2016	composite	office
81.		Xiamen International Centre	Xiamen (CN)	340	1,115	61	2016	composite	office
82.		The Wharf Times Square 1	Wuxi (CN)	339	1,112	68	2015	composite	residential / hotel
83.		Chongqing World Financial Center	Chongqing (CN)	339	1,112	73	2014	composite	office
84.		Mercury City Tower	Moscow (RU)	339	1,112	75	2013	concrete	office / residential
85.		Tianjin Modern City	Tianjin (CN)	338	1,109	65	2015	composite	hotel / residential
86.		Orchid Crown Tower B	Mumbai (IN)	337	1,106	75	2016	concrete	residential
86.		Orchid Crown Tower A	Mumbai (IN)	337	1,106	75	2016	concrete	residential
88.		Tianjin World Financial Center	Tianjin (CN)	337	1,105	75	2011	composite	office
89.		The Torch	Dubai (AE)	337	1,105	79	2011	concrete	residential
90.		Keangnam Hanoi Landmark Tower	Hanoi (VN)	336	1,102	72	2012	concrete	office / residential / hotel
91.		Wilshire Grand Tower	Los Angeles (US)	335	1,100	73	2017	steel / concrete	office / hotel
92.		DAMAC Residence	Dubai (AE)	335	1,099	86	2016	steel / concrete	residential
93.		Shimao International Plaza	Shanghai (CN)	333	1,094	60	2006	concrete	office / hotel
94.		Mandarin Oriental Hotel	Chengdu (CN)	333	1,093	88	2017	/	hotel / residential
94.		Rose Rayhaan by Rotana	Dubai (AE)	333	1,093	71	2007	composite	hotel
94.		China Chuneng Tower	Shenzhen (CN)	333	1,093		2016	/	-
97.		Modern Media Center	Changzhou (CN)	332	1,089	57	2013	composite	office
98.		Minsheng Bank Building	Wuhan (CN)	331	1,086	68	2008	steel	office
99.		Ryugyong Hotel	Pyongyang (KP)	330	1,083	105	-	concrete	office / hotel
99.		Gate of Kuwait Tower	Kuwait City (KW)	330	1,083	84	2016	concrete	office / hotel